



# Quarantine Inbox Tab

ORACLE Barracuda Email Security Gateway

QUARANTINE INBOX PREFERENCES

Quarantine Inbox

Quarantine Inbox

-Select Filter- contains + Apply Filter

Messages older than 14 days will be removed

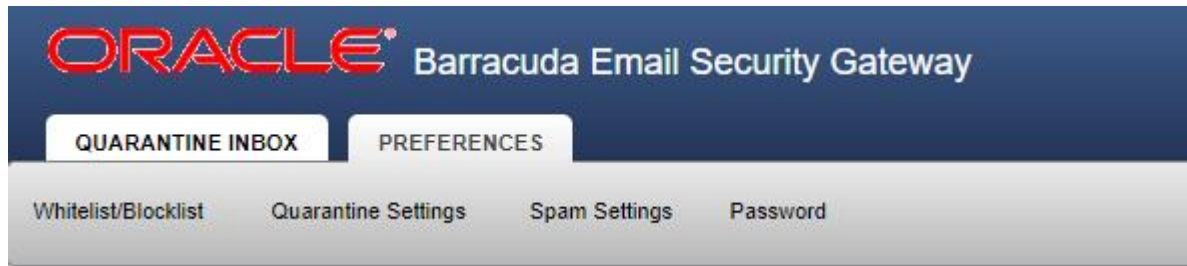
Current Message Log Count: 0

Deliver Spam Not Spam Delete

<input type="checkbox"/>	Time Received	From	Subject	Actions
<input type="checkbox"/>	02/24/16 03:35:59	Jessica	-You've Won!!!-	<a href="#">Deliver</a> <a href="#">Whitelist</a> <a href="#">Delete</a>

Select the check box next to each message and select an action from the top buttons or from the Actions column options.

## Preferences Tab - Sub-tab Options



## Preferences Tab > Whitelist/Blocklist

The screenshot shows the Oracle Barracuda Email Security Gateway interface, specifically the "Whitelist/Blocklist" sub-tab. The Oracle logo and "Barracuda Email Security Gateway" text are at the top. Below the logo, there are two tabs: "QUARANTINE INBOX" and "PREFERENCES". The "PREFERENCES" tab is selected, and under it, the "Whitelist/Blocklist" sub-tab is active. Below the sub-tab, there are four sub-tab options: "Whitelist/Blocklist", "Quarantine Settings", "Spam Settings", and "Password".

**Allowed Email Addresses and Domains (Whitelist)**

EMAIL ADDRESS	Bulk Edit
<input type="text"/>	Add

*Email sent from addresses entered here will not be analyzed for spam, but will be scanned for viruses.*

**Blocked Email Addresses and Domains (Blocklist)**

EMAIL ADDRESS	Bulk Edit
<input type="text"/>	Add

*Email sent from addresses entered here will always be blocked.*

# Preferences Tab > Quarantine Settings

**ORACLE** Barracuda Email Security Gateway

QUARANTINE INBOX   **PREFERENCES**

Whitelist/Blocklist   **Quarantine Settings**   Spam Settings   Password

---

### Quarantine Enable/Disable

Enable Quarantine:    Yes    No

*If No, messages that would ordinarily be quarantined will instead be delivered to your mailbox with an identifier (ex. [QUARANTINE]) prepended to the subject line. Recommended: Yes*

---

### Quarantine Notification

Notification Interval:    Daily    Weekly    Never

*Determines how often you receive an email summary of the messages that are quarantined. Recommended: Daily*

Notification Address:  

*Set the email address that will receive quarantine notifications for this account. Default: [redacted]*

---

### Default Language

Default Language:  

*The default message language for quarantine notifications. Also sets the default encoding for handling unknown character sets during filtering. Note: All email notifications from the Barracuda will be in UTF-8 encoding.*

# Preferences Tab > Spam Settings

QUARANTINE INBOX    PREFERENCES

Whitelist/Blocklist    Quarantine Settings    **Spam Settings**    Password

---

### Spam Scanning Enable/Disable

Enable Spam Scoring:     Yes     No

*If No, all messages will be delivered without being scored for spam. Recommended: Yes*

---

### Spam Scoring

Use Domain Defaults:     Yes     No

*If No, you must specify the scoring levels that you would like to use below. Recommended: Yes*

Block:    9  
*Score at which message gets blocked.*

Quarantine:    10  
*Score at which message gets quarantined.*

Tag:    3.5  
*Score at which subject line is modified.*

---

### Barracuda Bayesian Learning

**Alert: Bayesian Analysis is not applied to messages until at least 200 messages have been classified for each type (Spam/Not Spam).**

Messages classified as "Spam":    0

Messages classified as "Not Spam":    0

Reset Personal Bayesian Database:   

*Erases your existing Bayesian database*

---

### Bayesian Database Backup

Back Up Bayesian Database:   

*Save file to local system.*

Restore Database:           





*Upload file from local system.*

# Preferences Tab > Spam Settings

**ORACLE** Barracuda Email Security Gateway

QUARANTINE INBOX    **PREFERENCES**

Whitelist/Blocklist    Quarantine Settings    Spam Settings    **Password**

This will only update the local password for    

### Password Change

Old Password:

New Password:

Re-enter New Password:

### Password Notification

Notification Address:

*Set the email address that will receive password change notifications for this account. Default: [www@www.com](#)*